



p Series

Simply Efficient Production



FETTE
COMPACTING

together

from lab to production

Better together – from lab to production

For more than 75 years, Fette Compacting has been redefining precision in industrial tablet production. As the world market leader in integrated solutions for OSD (Oral Solid Dosage) manufacturing, we deliver decisive competitive advantages. Our portfolio ranges from high-performance tablet presses to specialized Containment solutions and process equipment.

But technology is only one part of our DNA. Guided by our principle “Together – from lab to production”, we support you throughout the entire life cycle of your products: from initial formulation in the lab through technology transfer to commercial production.

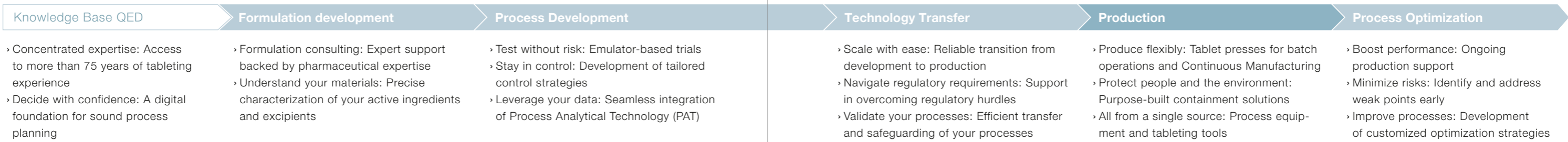
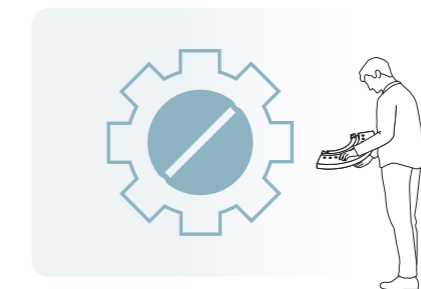
That way, you find the right solution for every product and get it to market faster. With our global network of five Competence Centers in Germany, China, the USA, India, and Brazil, along with 13 subsidiaries and representatives in 50 countries, we are always right where you need us.

As your holistic process partner, we provide complete solutions. Whether pharma, nutrition, or chemical: We combine tailored consulting with deep technological know-how. The result: customized, efficient solutions for every phase of your product life cycle – and a partnership that delivers real value.

Research & Development



Production



The p Series at a Glance

Three Machines, One Standard: Efficiency for Every Batch

Whether small batches or high-speed production: The p Series has the right solution for every requirement. You benefit from a consistent technical standard that simplifies your tablet production.



HMI Human Machine Interface: Full control through intuitive touchscreen operation across all models.



F_{10p} The specialist for precision and fast changeovers in small batch production.



F_{20p} The all-rounder for maximum flexibility with variable batch sizes.



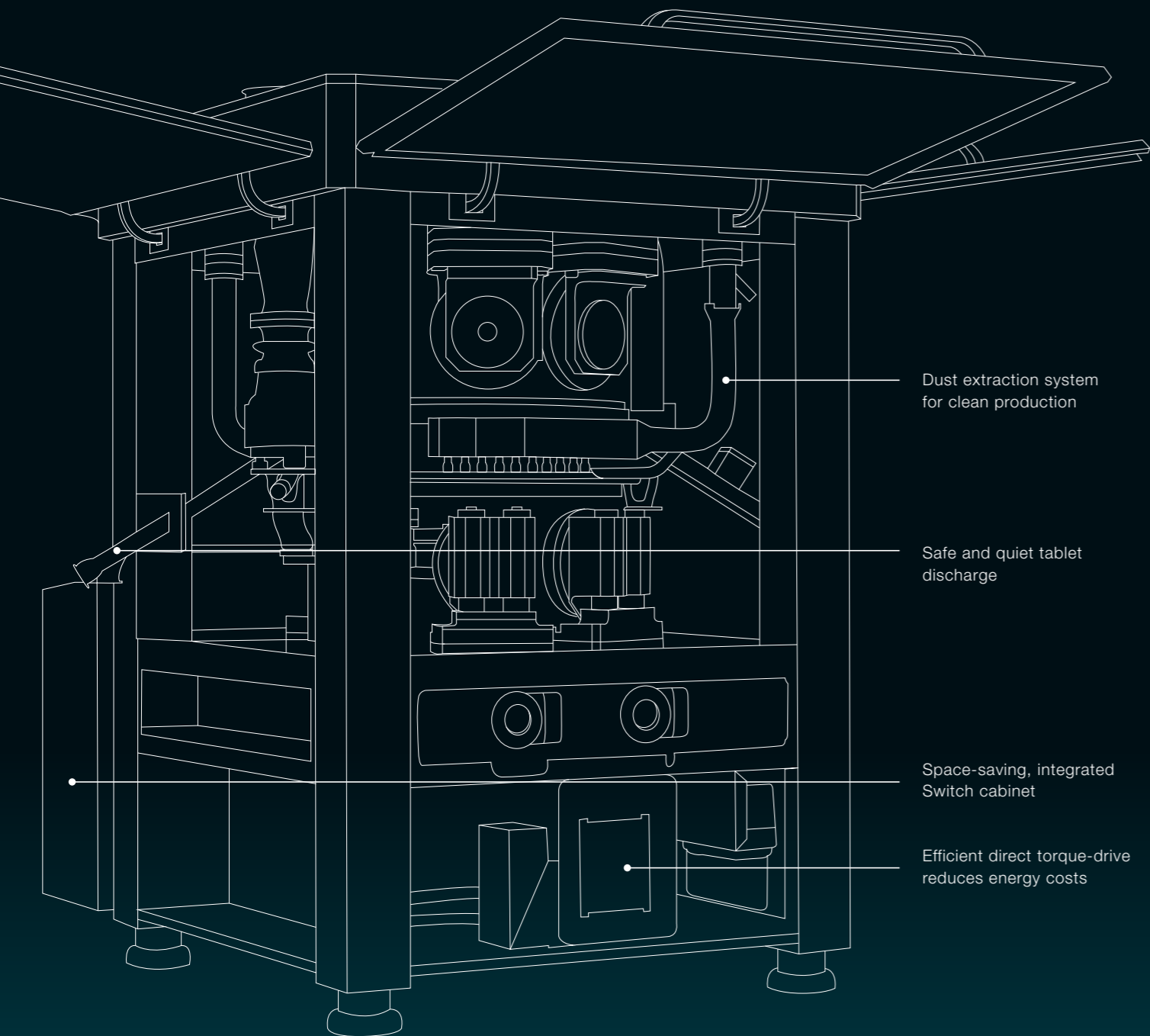
F_{30p} The powerhouse for high-speed large-scale production.

Punch stations (max.)	32	47	79
Maximum output (tablets/hour)	230,400	338,400	1,137,600
Tablet diameter (max.)	25 mm	25 mm	25 mm

Shared Strengths

The p Series combines proven reliability with technical precision for maximum performance and reduced operating costs

Example F30p:
Key features of the p Series
at a glance




Dust extraction system for clean production

Safe and quiet tablet discharge

Space-saving, integrated Switch cabinet

Efficient direct torque-drive reduces energy costs



Space-Saving, Integrated Switch Cabinet
The IP54-certified switch cabinet is integrated directly into the machine. This saves valuable floor space in production. The double housing wall also provides optimal dust protection.



Safe and Quiet Tablet Discharge
Dust-tight tablet discharge and closed connection to process equipment ensure a safe production environment, simplify cleaning, and significantly lower noise levels.



Easy-to-Clean Process Chamber
The design reduces hard-to-reach corners and strictly separates the drive and process areas. Combined with tool-free removable components, this creates a particularly user-friendly and easy-to-clean machine.



Seamless Compatibility
Process-relevant assemblies are identical to the previous series. This minimizes your validation effort and allows the simple transfer of existing product recipes.




SmartInterface for Real-Time Monitoring
Monitor your production from anywhere: The server-based SmartInterface transmits all machine data and HMI settings in real time to your mobile devices. This allows you to maintain a constant overview and react immediately when deviations occur.



PURE tableting

The PURE principle focuses on what matters most: Productivity, Universality, Robustness, and Efficiency



P – Productive

- + Increase capacity: Each model maximizes output relative to its footprint.
- + Operational excellence: Stable processes and high technical availability ensure you meet your production targets.




U – Universal

- + Consistent standards: Components relevant to the process are identical within the series and compared to the previous model.
- + Effortless transfer: Transfer recipes seamlessly between machines and from previous models.
- + Reduced effort: Proven design principles minimize revalidation requirements.



R – Robust

- + Heavy-duty use: Designed to withstand the toughest conditions.
- + Process availability: The low-vibration design minimizes downtime, extends tool life, and guarantees long-lasting performance.



E – Efficient

- + Sustainable drive: The gearless torque-drive cuts energy consumption significantly compared to conventional drives.
- + Smart operation: The standardized connection of process equipment and the intuitive HMI reduce setup and cleaning times.
- + Low operating costs: Low-maintenance engineering and high energy efficiency deliver a low Total Cost of Ownership (TCO).

F10p

The Specialist for Small Batches



The F10p delivers large-scale production efficiency at small batch scale. As a single rotary tablet press, it is the ideal choice for development, clinical samples, or niche products. Identical process technology ensures a safe and simple scale-up within the p Series.



Seamless Scale-Up
From development to high-performance production: Since the F10p uses the same technology, software, and process control as the larger models, established process parameters can be transferred directly.



Maximum Output on Minimal Space
Full production capacity on a small footprint: With its integrated switch cabinet, the compact F10p fits effortlessly into existing production rooms or labs.



Fast Setup Times
The F10p enables fast turret changeovers and format changes, keeping machine availability high even during frequent product switches.



F20p

The All-Rounder for Maximum Flexibility

The F20p is the most versatile model of the p Series. As a single rotary tablet press, it covers the broadest spectrum of products and batch sizes. It combines high output with technical refinement for highly flexible production even with demanding formulations.



Broad Application Range

Whether regular product changes or medium batches in continuous operation: The F20p adapts. It reliably processes a wide variety of powders and tablet formats with an optimal ratio of floor space to output.



Fast Changeover Processes

Quick turret changeovers and tool-free component disassembly get the machine ready for the next product in no time. The result: a measurable increase in your Overall Equipment Effectiveness (OEE).



Precision Through a Closed Cam Track


The closed cam track ensures precisely controlled punch movement. This makes the F20p particularly robust and precise, especially at high speeds and in demanding applications.



F30p

The Powerhouse for Maximum Output

The F30p is the double rotary tablet press of the p Series, purposely built for large batch production. It delivers maximum volumes at the highest speeds and offers specialized functions for manufacturing bi-layer tablets.



Over 1 Million Tablets per Hour

Engineered for peak performance: With two filling and compression stations, the F30p achieves an output of up to 1.14 million tablets per hour.



Reliable Sampling for Bi-Layer Tablets

Quality without interruption: The F30p features automatic, pneumatic sampling that selectively removes only the first layer of bi-layer tablets. This lets you check layer quality separately without stopping the bi-layer process.



Efficient Dust Extraction

Clean separation, reduced loss: An aerodynamically optimized extraction system ensures clear layer separation and minimized product losses during double-layer tableting. The additional lower-punch extraction reduces dust and friction and prevents a friction-related increase in effective punch stiffness.

Technical Data

F10p

The p Series can be configured to suit your needs. We are happy to advise you on selecting the right punches, segments, and dies to ensure you get the optimal configuration.




Technical specifications									
Pitch circle diameter	mm	280	280	280	280	280	280	280	280
Compression force pre- and main compression 1*	kN	0–80	0–80	0–80	0–80	0–80	0–80	0–80	0–80
Turret rotation speed 2**	min ⁻¹	5–120	5–120	5–120	5–120	5–120	5–120	5–120	5–120
Dimensions L x W x H	mm	900 x 1,205 x 1,970							
Weight		Tablet press approx. 2,000 kg, operating terminal 100 kg							
Electrical supply parameters		Operating voltage 380–480 V, 50/60 Hz, power consumption 9 kW***							
Turret specifications									
Dies (D)/Segments (S)		D	D	D	D	S	S	S	S
Number of punch stations		32	30	24	20	30	24	21	21
Punch type		EU19 TSM19 BBS	FS19® EU19 TSM19 BB	FS19® EU19 TSM19 B	EU1" EU1"-441 TSM1" D	FS19® EU19 TSM19	EU1" TSM1"	EU1"-441	EU28
Tablet output units/h	min.	48,000	45,000	36,000	30,000	45,000	36,000	31,500	–
	max.	230,400	216,000	172,800	120,000	216,000	144,000	126,000	100,800
Max. compression force 1****	kN	80	80	80	80	80	80	80	80
Max. compression force 2****	kN	80	80	80	80	80	80	80	80
Max. tablet diameter	mm	11	13	18	25	18	25	25	27
Max. filling depth*****	mm	18	18	18	20	20	20	20	20
Recommended turret rotation speed	max.	min ⁻¹	25	25	25	25	25	25	20
	min.	min ⁻¹	120	120	120	100	120	100	80
Die/segment height	mm	22.225	22.225	22.225	23.8	25	25	25	–
Die diameter	mm	22	24	30.16	38.1	–	–	–	25
Punch shaft diameter	mm	19	19	19	25.35	19	25.35	25.35	28
Punch length upper/lower punch	mm	133.6 (133.35)	133.6 (133.35)	133.6 (133.35)	133.6 (133.35)	133.6 (133.35)	133.6 (133.35)	133.6	133.6
Upper punch insertion depth	mm	1–5	1–5	1–5	1–5	1–5	1–5	1–5	1–5

Theoretical values or technical limits: These may vary in practice depending on the product and application. Tablet thickness is a product-dependent variable and can vary significantly. * The minimum pressing force must exceed a certain value for the punch to rotate the pressure roller. The maximum pressing force depends on the installed tableting tools. ** The minimum and maximum possible rotational speed depends on the specific application. *** 14.7 kW maximum power with integrated process equipment. **** Limited by punch properties. ***** Special filling depth available on request. Disclaimer: Some of the features described in this brochure are optional and depend on the individual machine configuration upon request.

Technical Data

F20p

The p Series can be configured to suit your needs. We are happy to advise you on selecting the right punches, segments, and dies to ensure you get the optimal configuration.



Technical Specifications

Pitch circle diameter	mm	410	410	410	410	410	410	410	410
Compression force pre- and main compression 1*	kN	0-100	0-100	0-100	0-100	0-100	0-100	0-100	0-100
Turret rotation speed 2**	min ⁻¹	5-120	5-120	5-120	5-120	5-120	5-120	5-120	5-120
Dimensions L x W x H	mm	1,200 x 1,545 x 2,080							
Weight		Tablet press approx. 3,300 kg, operating terminal 100 kg							
Electrical supply parameters		Operating voltage 380-480 V, 50/60 Hz, power consumption 12.5 kW***							

Turret specifications

Dies (D)/Segments (S)		D	D	D	D	S	S	S	S
Number of punch stations		47	43	36	30	45	36	33	33
Punch type		EU19 TSM19 BBS	FS19® EU19 TSM19 BB	FS19® EU19 TSM19 B	EU1" EU1"-441 TSM1" D	FS19® EU19 TSM19	EU1" TSM1"	EU1"-441	EU28
Tablet output units/h	min.	42,300	38,700	32,400	27,000	40,500	32,400	29,700	-
	max.	338,400	309,600	259,200	180,000	324,000	216,000	198,000	158,400
Max. compression force 1****	kN	100	100	100	100	100	100	100	80
Max. compression force 2****	kN	100	100	100	100	100	100	100	80
Max. tablet diameter	mm	11	13	18	25	18	25	25	27
Max. filling depth*****	mm	18	18	18	20	20	20	20	20
Recommended turret rotation speed	max.	min ⁻¹	15	15	15	15	15	15	20
	min.	min ⁻¹	120	120	120	100	120	100	80
Die/segment height	mm	22.225	22.225	22.225	23.8	25	25	25	-
Die diameter	mm	22	24	30.16	38.1	-	-	-	25
Punch shaft diameter	mm	19	19	19	25.35	19	25.35	25.35	28
Punch length upper/lower punch	mm	133.6	133.6 (133.35)	133.6 (133.35)	133.6 (133.35)	133.6 (133.35)	133.6 (133.35)	133.6 (133.35)	133.6
Upper punch insertion depth	mm	1-5	1-5	1-5	1-5	1-5	1-5	1-5	1-5

Theoretical values or technical limits: These may vary in practice depending on the product and application. Tablet thickness is a product-dependent variable and can vary significantly. * The minimum pressing force must exceed a certain value for the punch to rotate the pressure roller. The maximum pressing force depends on the installed tableting tools. ** The minimum and maximum possible rotational speed depends on the specific application. *** 17 kW maximum power with integrated process equipment. **** Limited by punch properties. ***** Special filling depth available on request. Disclaimer: Some of the features described in this brochure are optional and depend on the individual machine configuration upon request.

Technical Data

F30p

The p Series can be configured to suit your needs. We are happy to advise you on selecting the right punches, segments, and dies to ensure you get the optimal configuration.

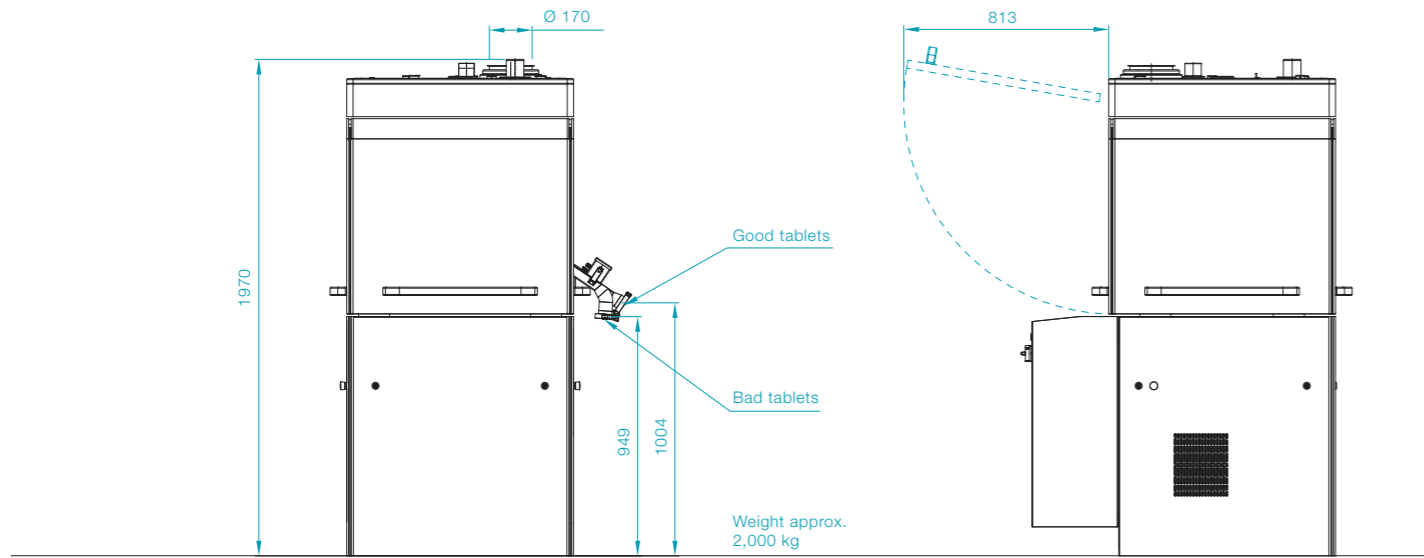


Technical specifications									
Pitch circle diameter	mm	680	680	680	680	680	680	680	680
Compression force pre- and main compression 1*	kN	0-100	0-100	0-100	0-100	0-100	0-100	0-100	0-100
Turret rotation speed 2**	min ⁻¹	5-120	5-120	5-120	5-120	5-120	5-120	5-120	5-120
Dimensions L x W x H	mm	1,370 x 1,715 x 2,065							
Weight		Tablet press approx. 4,400 kg, operating terminal 100 kg							
Electrical supply parameters		Operating voltage 380 – 480 V, frequency 50 / 60 Hz, power consumption 15 kW***							
Turret specifications									
Dies (D)/Segments (S)		D	D	D	D	S	S	S	S
Number of punch stations		79	73	61	49	75	55	55	55
Punch type		EU19 TSM19 BBS	FS19® EU19 TSM19 BB	FS19® EU19 TSM19 B	EU1* EU1*-441 TSM1* D	FS19® EU19 TSM19	EU1* EU1*-441 TSM1*	EU28	
Tablet output units/h	min.	142,200	131,400	109,800	88,200	135,000	99,000	–	–
	max.	1,137,600	1,051,200	878,400	470,400	1,080,000	528,000	528,000	528,000
Max. compression force 1****	kN	100	100	100	100	100	100	100	80
Max. compression force 2****	kN	100	100	100	100	100	100	100	80
Max. compression force 3****	kN	100	100	100	100	100	100	100	–
Max. compression force 4****	kN	100	100	100	100	100	100	100	–
Max. tablet diameter	mm	11	13	18	25	18	25	27	27
Max. filling depth****	mm	18	18	18	20	20	20	20	20
Recommended turret rotation speed	max. min ⁻¹	15	15	15	15	15	15	20	20
	min. min ⁻¹	120	120	120	80	120	80	80	80
Die/segment height	mm	22.225	22.225	22.225	23.8	25	25	–	–
Die diameter	mm	22	24	30.16	38.1	–	–	25	25
Punch shaft diameter	mm	19	19	19	25.35	19	25.35	28	28
Punch length upper / lower punch	mm	133.6	133.6 (133.35)	133.6 (133.35)	133.6 (133.35)	133.6 (133.35)	133.6 (133.35)	133.6	133.6
Upper punch insertion depth	mm	1-5 (8****)	1-5 (8****)	1-5 (8****)	1-5 (8****)	1-5 (8****)	1-5 (8****)	1-5 (8****)	1-5 (8****)

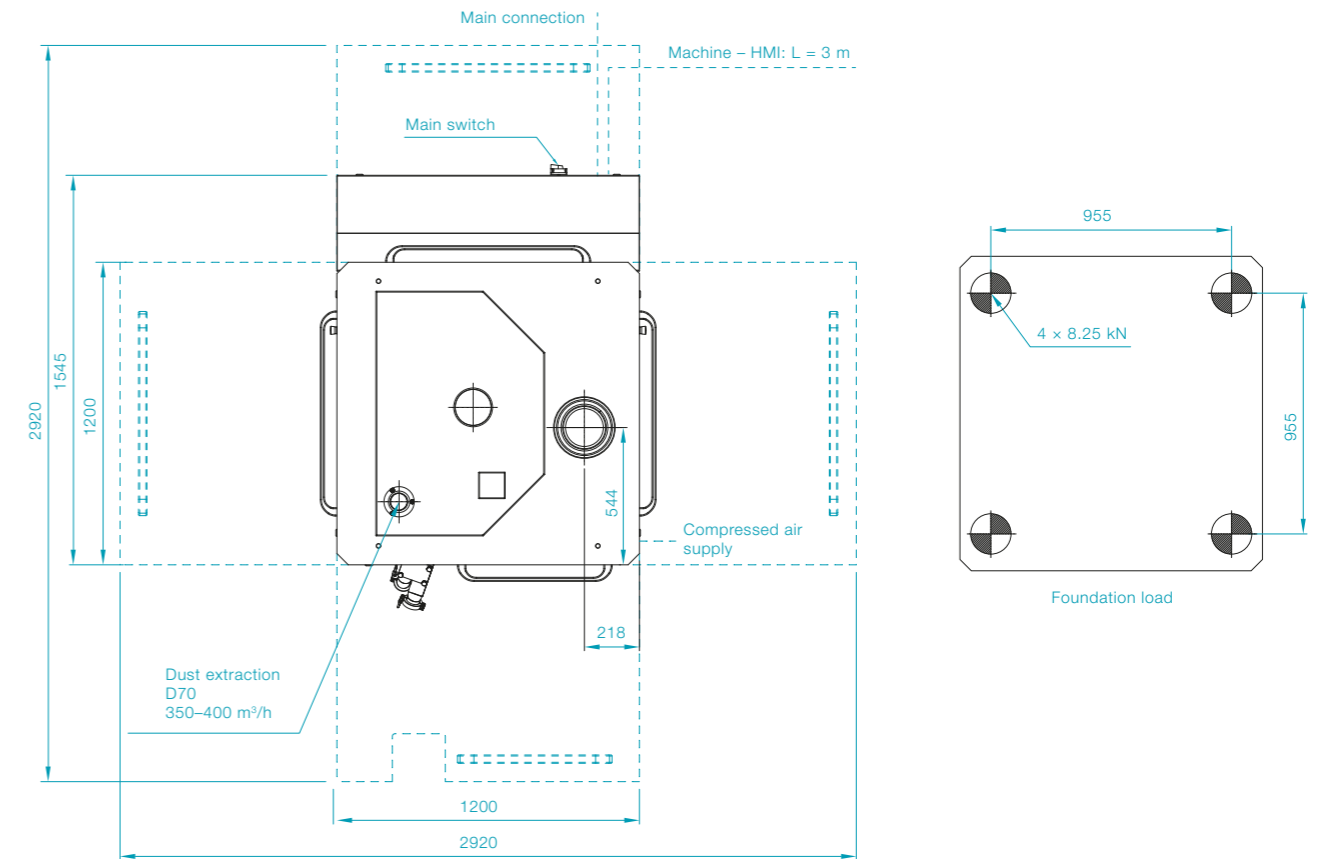
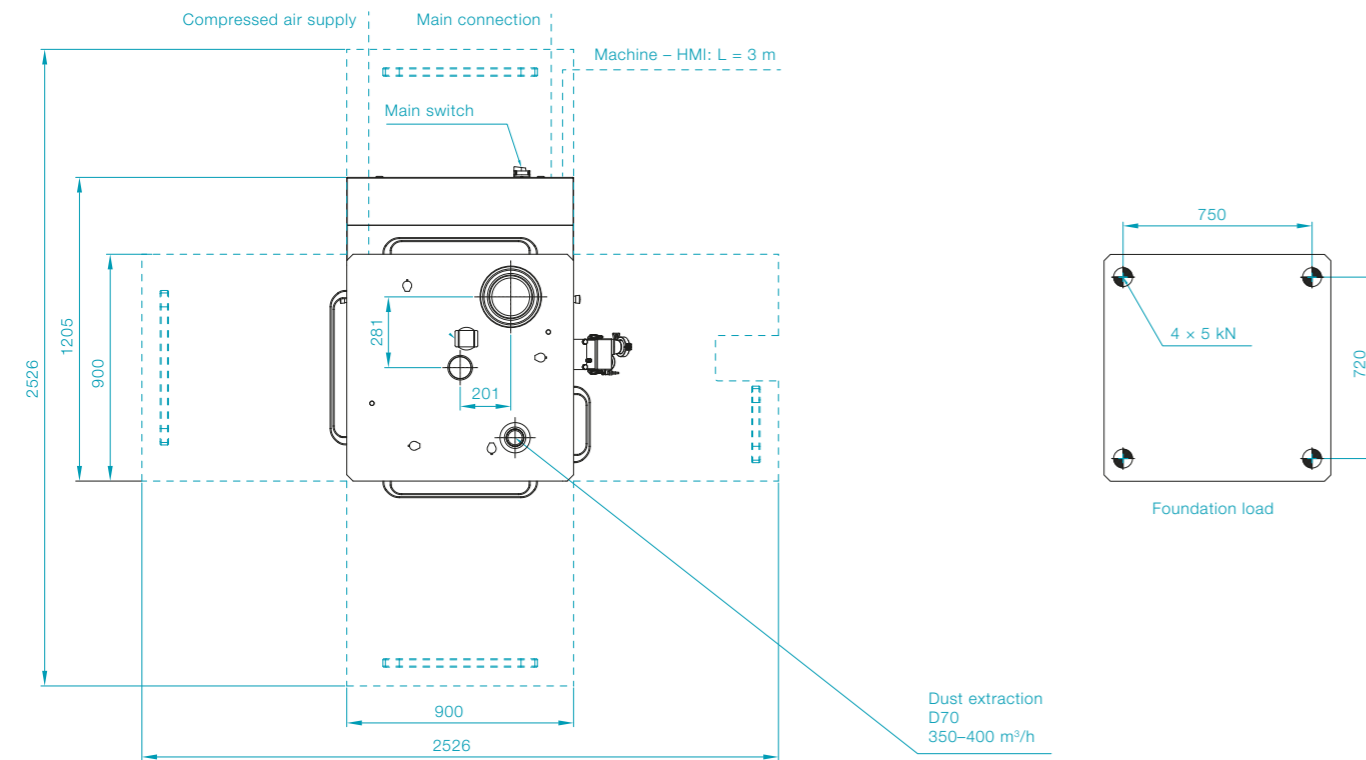
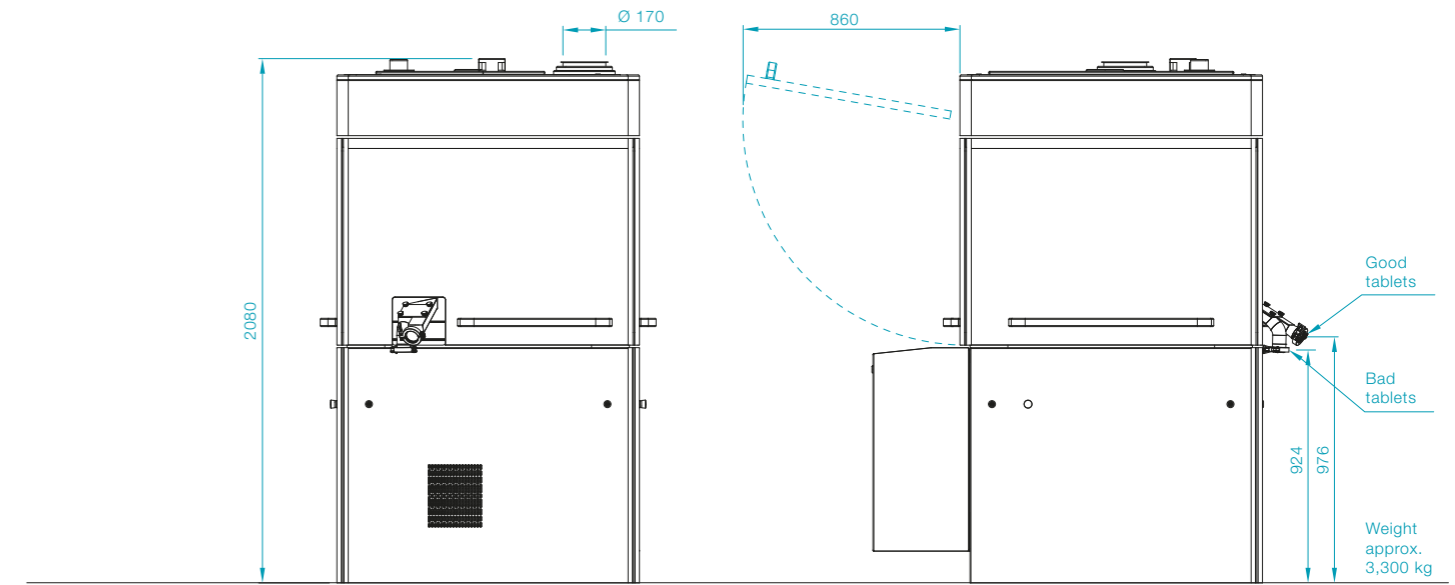
Theoretical values or technical limits: These may vary in practice depending on the product and application. Tablet thickness is a product-dependent variable and can vary significantly. * The minimum pressing force must exceed a certain value for the punch to rotate the pressure roller. The maximum pressing force depends on the installed tableting tools. ** The minimum and maximum possible rotational speed depends on the specific application. *** 21 kW maximum power with integrated process equipment. **** Limited by punch properties. ***** Special filling depth available on request. Disclaimer: Some of the features described in this brochure are optional and depend on the individual machine configuration upon request.

Dimensions

F10p

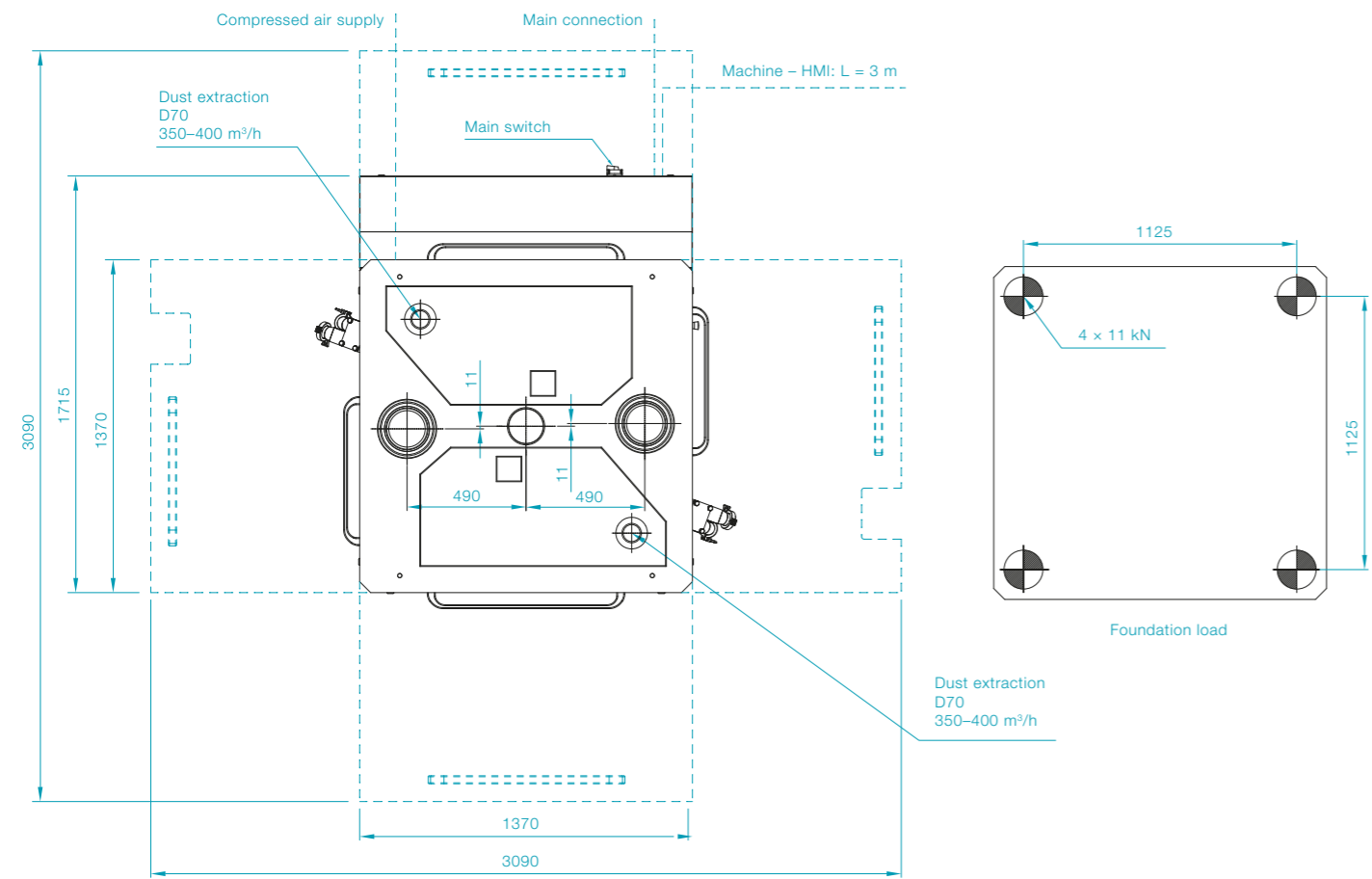
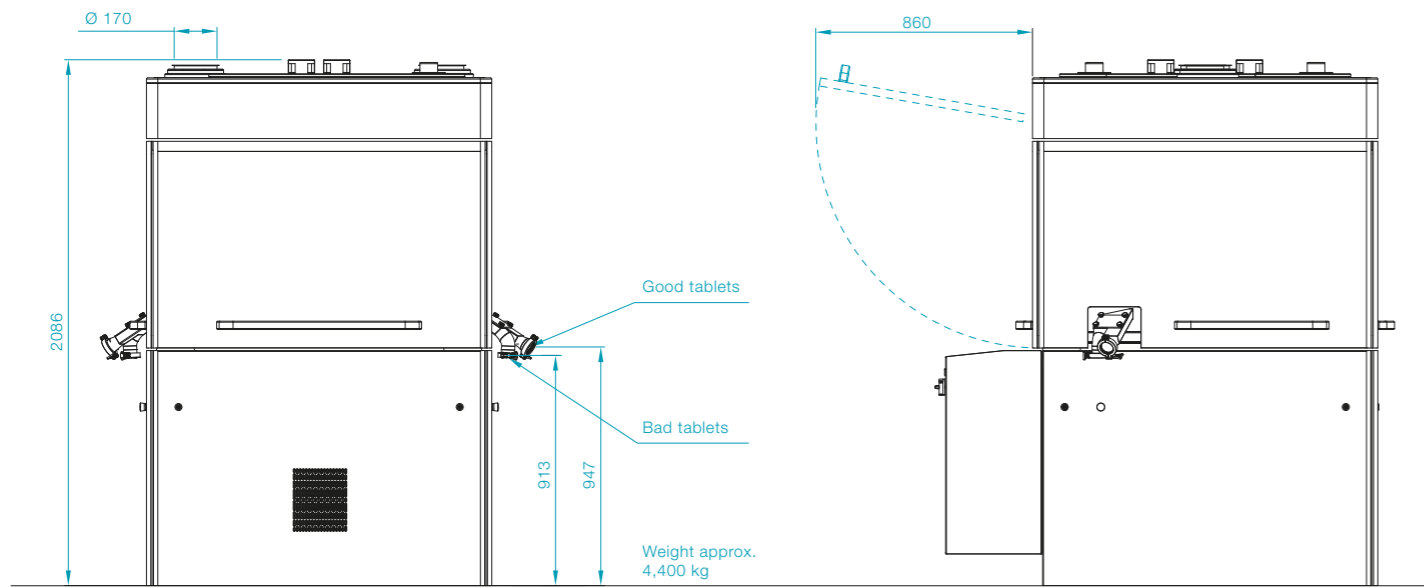


F20p



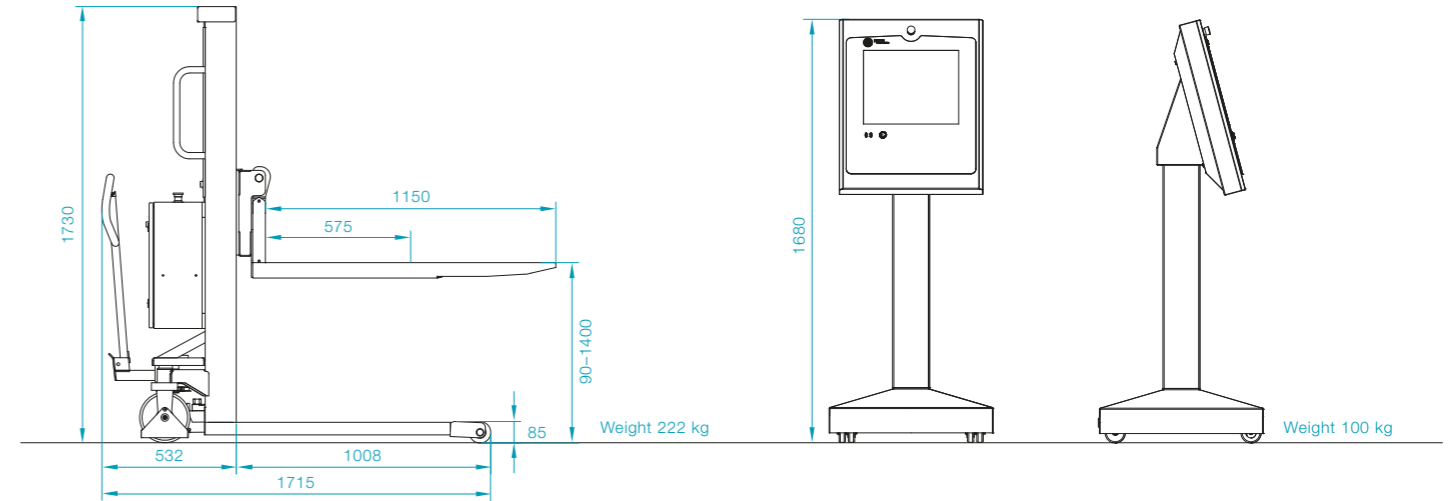
Dimensions

F30p

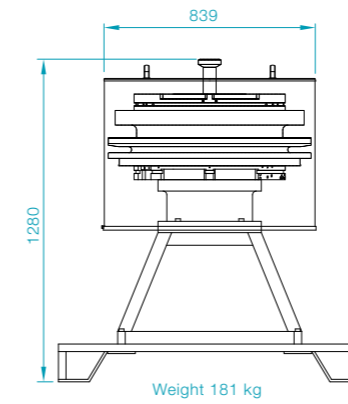


M 1:30 | All dimensions are in mm, unless otherwise specified.

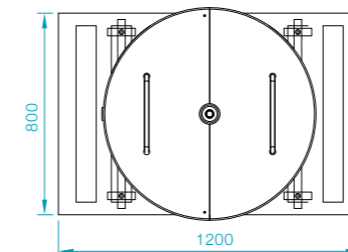
Handling System



Service stand F30p



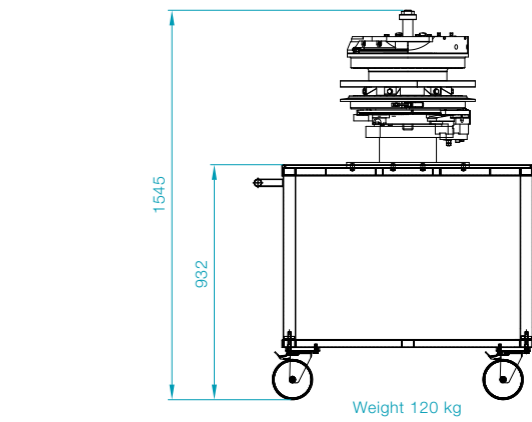
Top view



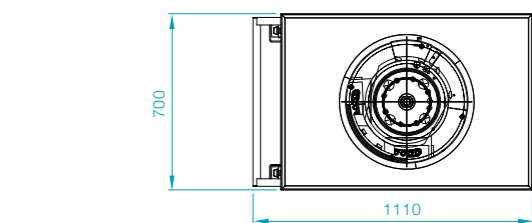
M 1:30 | All dimensions are in mm, unless otherwise specified.

HMI Operating Terminal

Service cart F10p/F20p



Top view





Tableting Tools

Our tableting tools optimize the performance and cost-efficiency of your tablet production. Precisely engineered punches and segment technologies, premium materials, and coatings increase output, reduce wear, and ensure consistently high tablet quality.

- + Higher output through optimized tool geometry
- + Longer service life and reduced wear
- + Efficient handling, cleaning, and tool management



 **TABLETING TOOLS**



Brochure: Tableting Tools

Together – from lab to production

With us, your product reaches market readiness faster. As an experienced R&D and process partner, Fette Compacting supports manufacturers with decades of expertise across the entire product lifecycle – from the first formulation concept to market launch and production.

- + Effective consulting and testing under GMP conditions
- + Services from formulation to process optimization
- + Faster time-to-market for your product

together 
**from lab
to production**



Brochure: Together – from lab to production

Production Services

Our Production Services provide comprehensive support for your tablet production – from initial commissioning to process optimization in day-to-day operation. Our experts ensure maximum machine availability, minimal downtimes, and future-proof systems.

- + Technical support and fast spare parts management
- + Data-driven process optimization and fleetmanagement
- + Machine modernization and refurbished pre-owned machines
- + Global training program



Brochure: Production Services

Global Training Program

With our global training program, we bridge the gap between theory and practice and help you unlock the full potential of your tableting processes. We offer tailored modules for every phase of your process – from development to maintenance.

- + Standard modules and customized training programs
- + Certification according to 21 CFR
- + Flexible delivery at your site or at our Competence Centers
- + Global training program in six languages



Brochure: Global Training Program



Europe

Fette Compacting GmbH

Grabauer Strasse 24
 21493 Schwarzenbek, Germany
 Phone +49 4151 12-0
tablet@fette-compacting.com

Fette Compacting Ibérica SL

Avenida Labradores, 1
 2ª Planta, Oficina 3
 28760 Tres Cantos, Spain
 Phone +34 91 8039689
fcib@fette-compacting.com

Fette Compacting France

10 Allée Bienvenue
 93160 Noisy-le-Grand, France
 Phone +33 155 812121
fcf@fette-compacting.com

Fette Compacting Italia Srl

Via Bruno Tosarelli, 155
 40055 Bologna, Italy
 Phone +39 340 5603976
fcit@fette-compacting.com

Fette Compacting Belgium BV

Schallenhoevedreef 1b
 2800 Mechelen, Belgium
 Phone +32 15 684260
fcbe@fette-compacting.com

EuroPharma Machinery Ltd

Unit 12 Highview
 Bordon, Hampshire, GU35 0AX
 United Kingdom
 Phone +44 1420 473344
admin@europharma.co.uk

Asia

Fette Compacting (China) Co., Ltd.

No. 9 Shengtong Road,
 Moling Sub-District,
 Jiangning Development Zone,
 211111 Nanjing
 Jiangsu Province, P.R.C., China
 Phone +86 25 52121818
fcn@fette-compacting.com

Fette Compacting Machinery India Private Limited

Plot No. S 115, Phase III B
 Verna Industrial Estate
 Verna, Goa 403 722, India
 Phone +91 90498 54568
marketing-in@fette-compacting.com

Fette Compacting Asia Pacific Pte Ltd.

2 Bukit Merah Central #18-01
 Singapore 159835, Singapore
 Phone +65 6371 1556
infoasiapacific@fette-compacting.com

Fette Compacting Middle East FZE

Jebel Ali Free Zone, Jafza
 Lobby 14, Office 308, Dubai
 United Arab Emirates
 Phone +971 4 8808226
dubai@fette-compacting.com

North America

Fette Compacting America, Inc.

400 Forge Way
 Rockaway, NJ 07866, USA
 Phone +1 973 5868722
sales@fetteamerica.com

Latin America

Fette Compacting America Latina Ltda.

Av. Cambacica, 610 módulo 10
 Parque Imperador
 CEP 13097-160
 Campinas / SP, Brazil
 Phone +55 19 37969910
fcsl-info@fette-compacting.com

Fette Compacting Mexico, SA de CV

Adolfo Prieto No. 1638
 Colonia Del Valle Sur
 03100 CDMX, Mexico
 Phone +52 55 40000653
tablet@fette-compacting.com

Africa

Fette Compacting North-West Africa

Résidence les Jardins, Bt B, Chéraga
 16000 Algiers, Algeria
 Phone +213 770 117 007
fcnwa@fette-compacting.com

© by Fette Compacting GmbH

This publication may not be reprinted in whole or part without our express permission. All rights reserved. No rights may be derived from any errors in content or from typographical or typesetting errors. Diagrams, features and dimensions represent the current status on the date of issue of this leaflet. We reserve the right to make technical changes. The visual appearance of the products may not necessarily correspond to the actual appearance in all cases or in every detail.

www.fette-compacting.com